

MBRP /*
IBB101*
REMOTE STATUS PANEL

- 1. INTRODUCTION 3
 - Applications 3
- 2. INSTALLATION 3
 - 2.1 Connection of UPS to Remote Status Panel 3
- 4. FRONT AND REAR VIEWS OF MBRP/* 4
- 5. FRONT AND REAR VIEWS OF IBB101* 5

1. INTRODUCTION

The remote status panel gives visual and audible indication of alarms and mains failure (on battery) of UPS.

Applications

The Remote Status Panels are designed for use with all the following units:

MBPR /2, IBB1010 (MCA) 500VA - 10kVA UPS

MBRP /3, IBB1014 ABR001

MBRP /4, IBB1013 PowerElite & MasterElite UPS

2. INSTALLATION

The Remote Status Panel is connected to the UPS or ARB via the 'D9' connector on the rear of the unit and the alarm contact connector on the UPS normally D25. The panel requires no external power source.

NOTE: PowerElite ETP4-10kVA and MasterELite 7k5-120kVA units have a D15 connector on the ups.

2.1 Connection of UPS to Remote Status Panel

Using the connectors provided make a cable using the following connections.

D9 Female MBRP/IBB	D25 Male Microbak ARB		D15 Male P/MElite	Indicator
1	15	16	11	UPS ok
6	14	4	1	Supply (12Vdc)
7	7,13 & 24	1,15,18	15,3 & 12	GND (common)
8	23	14	10	ALARM
9	12	17	4	ON BATTERY

NOTE: Cable can be either data cable or 3 pair telephone cable.

Do not use RS232 cables with this unit.

Maximum cable length 200 mtrs.

Do not use cable provided for connecting to an RS232 port as damage to equipment may occur.

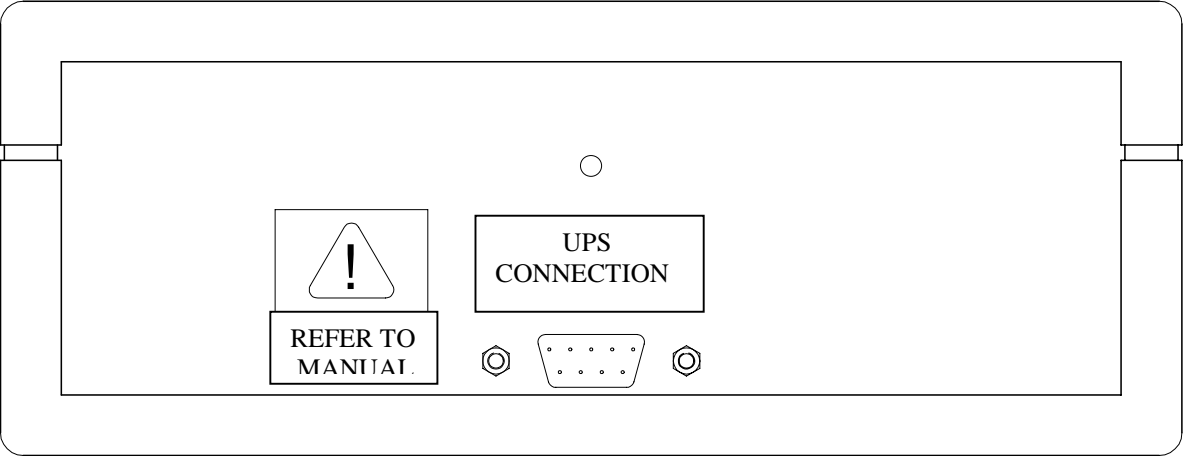
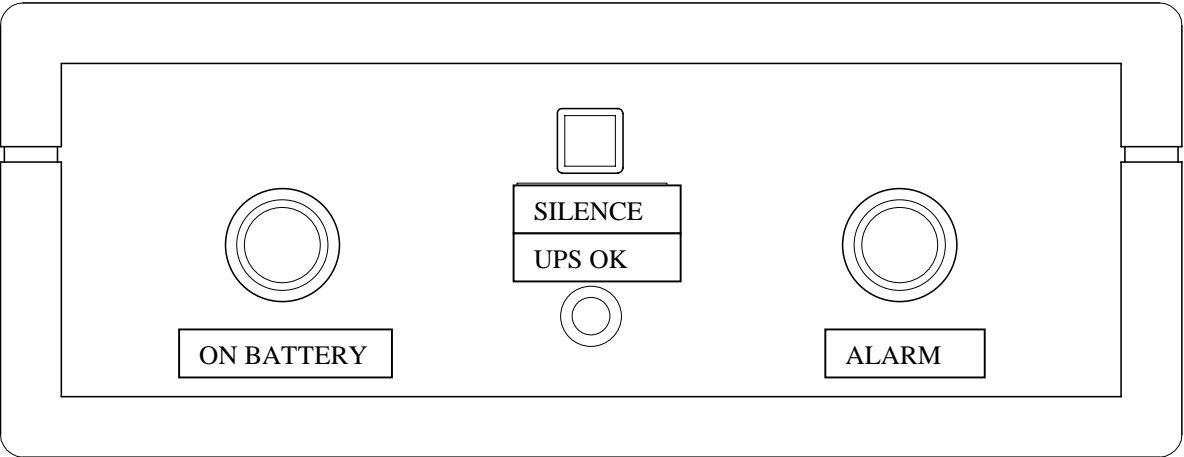
In the event of the UPS running on batteries the YELLOW LED will light and the sounder will sound. To silence the alarm press the SILENCE button. When the UPS returns the mains operation the LED will go out. The GREEN LED should remain lit.

In the event of the UPS generating an alarm the GREEN LED will go out the RED LED will light and the sounder will sound. To silence the alarm press the SILENCE button. When the UPS alarm is cleared the RED LED will go out and the GREEN LED will light.

In the event of the UPS generating an alarm while running on batteries both the RED and YELLOW LEDs will light and the sounder will sound. To silence the alarm press the SILENCE button. When the UPS returns to normal operation the RED & YELLOW LEDs will go out and the GREEN LED will light.

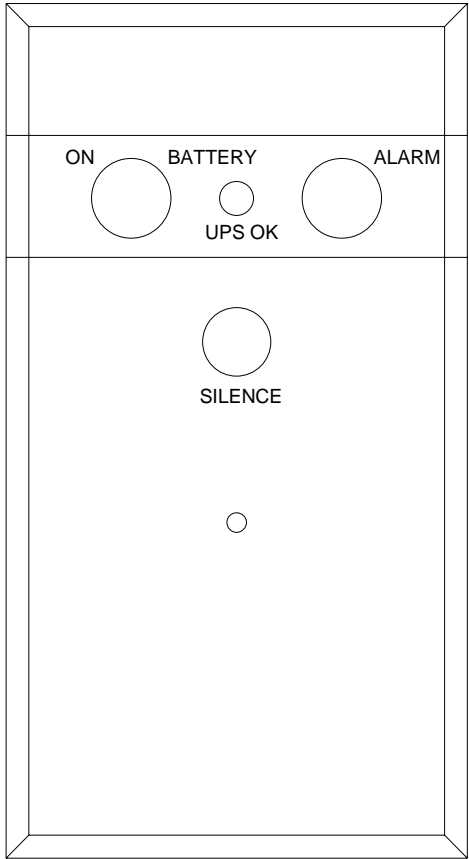
NOTE: Pressing the SILENCE button on the Remote Status Panel does not silence the UPS sounder.

4. FRONT AND REAR VIEWS OF MBRP/*

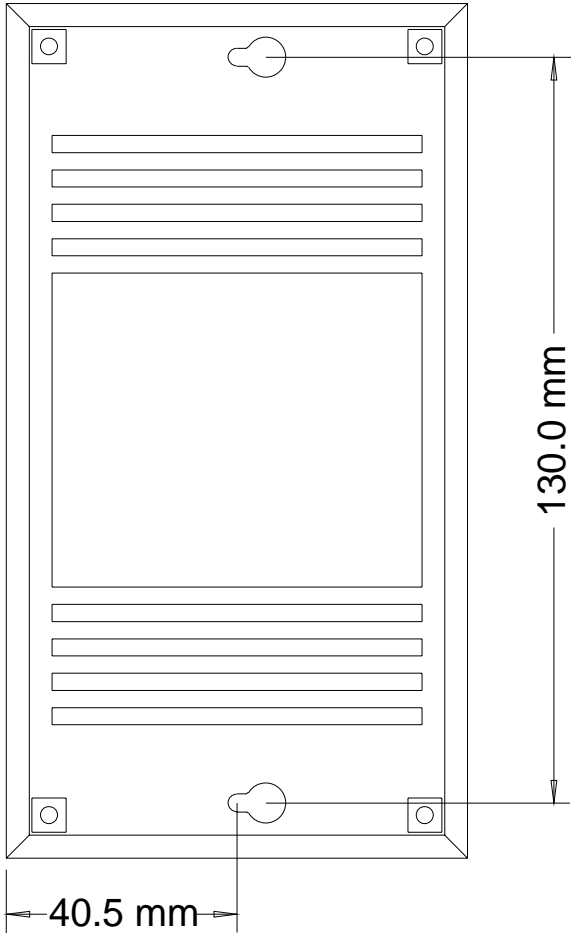


5. FRONT AND REAR VIEWS OF IBB101*

FRONT VIEW



REAR VIEW



END VIEW

